


PYROBOX3C | Power box with 3 contactors (up to 600V & 330A)

Features & Benefits

- Automatic control and power distribution for deicing and snow melting
- Energy Efficient algorithm
- Integrated electronic controller with backlit LCD display
- User friendly interface
- Up to 3 zones activation
- Sequencing option between the zones – Allowing larger snow melting area with less available power on site
- Multiple snow sensors input – optional
- Up to 600A & 330V outputs to heaters
- Integrated adjustable Ground Fault Sensor
- Adjustable Setpoints
- Adjustable Upper and Lower Limit Temperature
- Adjustable Hold-On-OFF Delay and Manual On
- Adjustable splitting time between the zones with multi configurations between zones
- Technician testing / commissioning mode for easy and fast system test all year long (even during summer or at high temp)
- ETL certification



PYROBOX3C | Power box with 3 contactors (up to 600V & 330A)

Description

The PYROBOX3C is a "Plug and Play" controlled power distribution panel for frost protection, ice and snow melting applications.

When receiving a signal from the snow sensor/s, it activates the contactors energizing the heating elements. Based on the DIP switches configuration, the zones are activated either continuously or in customized sequencing between the zones.

The outdoor temperature set-point as well as ground Upper limit temperature and ambient lower limit temperature can be easily set.

The Technician Settings mode allows installer or technician to adjust the parameters for customized installations.

The adjustable Hold-On timer, keeps the outputs to the zones active to ensure complete snow melting.

The Hold-On (Time delay) is adjustable in the range of 0up to 99 hours.

The PYROBOX3C Built-in Ground Fault interruptor allows settings for the tripping current between 0.1 – 1.0 A.

The GFS adjustable time delay provides a simple and safe protection from nuisance tripping.

The parameters that can be modified are as follow:

- | | |
|---|---|
| <ul style="list-style-type: none"> ▪ Temperature set point ▪ Lower ambient temperature limit ▪ Slab Upper Temperature Limit to deactivate heaters for Energy Efficiency ▪ Time delay (Hold-on) before deactivating the heaters ▪ ON time for Manual mode | <ul style="list-style-type: none"> ▪ Heaters cycle time / Splitting time between zones ▪ Number of zones and sequence of operation (Sensors and heaters control logic) ▪ Snow sensor RH sensitivity ▪ Snow sensor threshold ▪ Number of snow sensors connected |
|---|---|

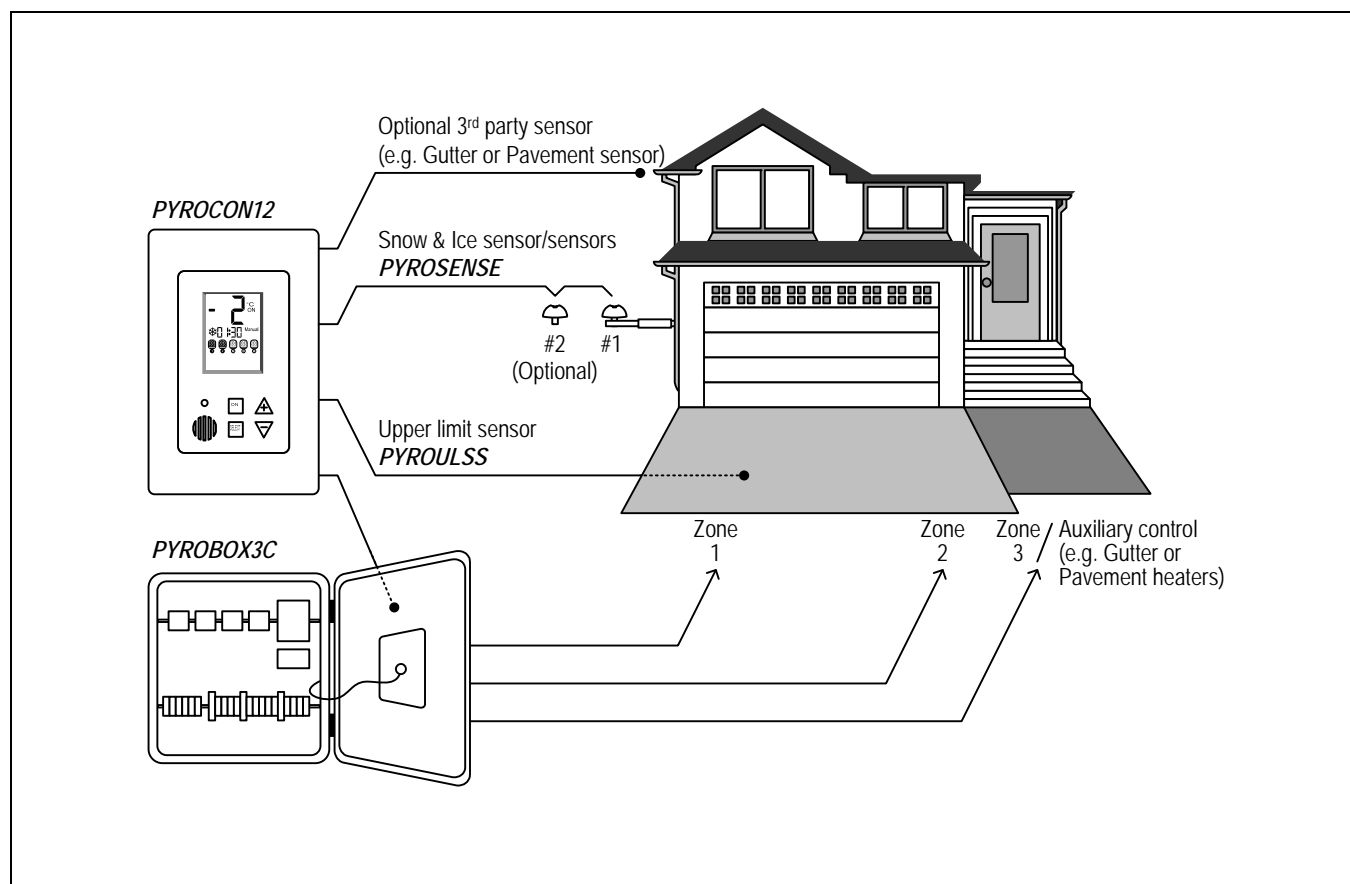
- DIP Switches located on the controllers provide easy access to technician mode and to the system configuration settings.
- A 3rd output (277 VAC, 30A Max Single Phase) can be used as a stand-alone ice melting zone or be activated simultaneously with zone #2. The Zone #3 offers a simple option for gutter, roof ice-melting or critical zone
- The PYROBOX3C allows snow sensor input both from the PYROSENSE sensors and also from a 3rd party snow sensors.

- 3 terminals in the PYROBOX3C are available to connect a CIT-1™, GIT-1™ or SIT-6E™ sensors and use them to control some or all of the zones.
- Installing the system is a quick and easy task. Apart of mounting the metal box to the wall, the installer needs only to connect the line in and line out wires in the marked terminals and the system is ready to work.

For further information, operating & installation manual, please refer to our website at www.meitavtec.com

PYROBOX3C | Power box with 3 contactors (up to 600V & 330A)

General system layout

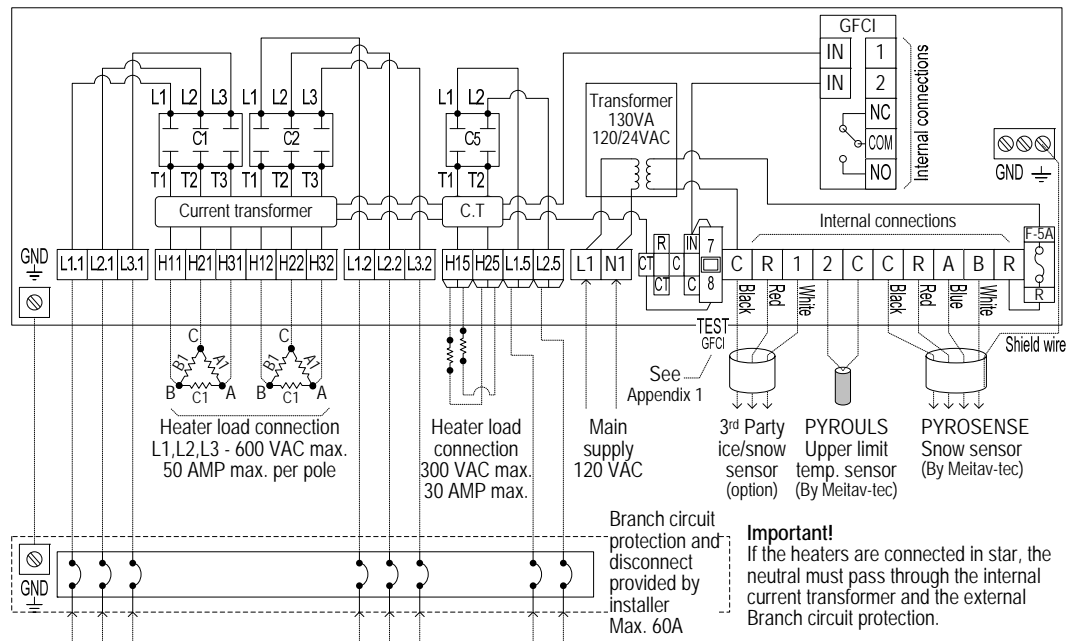


Technical specifications

Approvals	ETL Listed	Manual Reset GFS	Push button on Front Panel
	CAN/CSA-C22.2 No. 14		
	UL-508A	Two Satellite	600 VACS, 50 A Max
Enclosure Protection	IP20, Indoor Mounting	Contactors	(Resistive), 50/60 Hz, 3-Poles
Dimensions	11.8x15x6.1" (30x38x15.5 cm)	One Satellite	277 VAC, 30 A Max (Resistive),
		Contactor	50/60 Hz, 1-Pole
Ground Fault	Adjustable trip current 0.1-1 A		600 VAC / 50 A per pole
Equipment Protection	(default 0.2A)	Terminal blocks	6 mm ² , 10 AWG (max)
GFS	Adjustable time delay		
	0.1-1 sec. (default 0.1 sec.)		

PYROBOX3C | Power box with 3 contactors (up to 600V & 330A)

Wiring diagram



The performance specifications are nominal and conform to acceptable industry standards. For applications at conditions beyond these specifications, consult the local Meitav-tec office or representative. Meitav-tec shall not be liable for damages resulting from misapplication or misuse of its products.

This document is subject to change without any notice.